INEOS OXIDE

Liquid Bulk FCA Policy

Revision July 2025

0 CONTENTS

0 CONTENTS 2
1 INTRODUCTION 5
2 GENERAL REQUIREMENTS 5
2.1 Safety 5
2.2 Quality 5
2.3 Transfer of ownership and VAT 5
2.4 Failure to comply 6
2.5 Complaints 6
3 SITE REQUIREMENTS - INEOS OXIDE KÖLN 7
3.1 Loading address 7
3.2 Loading hours 7
3.3 Terminal contact details 7
3.4 Quality and Cleaning 7
3.5 Bookings 8
3.5.1 General instructions 8
3.5.2 Non deep sea instructions 8
3.5.3 Deep sea instructions 9
3.6 Arrival and registration 9
3.7 General and product specific requirements 10
3.7.1 General 10
3.7.2 MPG USP 10
3.7.3 DPG-F12
4 SITE REQUIREMENTS - INEOS OXIDE LAVERA (NON ALKOX) 13
4.1 Loading address 13
4.2 Terminal contact details 13
4.3 Loading hours 13
4.4 Quality and Cleaning 13
4.5 Bookings 13
4.6 Arrival and registration 14
4.7 General and product specific requirements 14
4.7.1 General 14
4.7.2 Diluted LFG type products 14
4.7.3 Ethanol 14
4.7.4 LavSolve 14
4.7.5 NAL/IAL 15
4.7.6 MGSC17
5 SITE REQUIREMENTS - INEOS OXIDE LAVERA ALKOX 18
5.1 Loading address 18
5.2 Terminal contact details 18
5.3 Loading hours 18
5.4 Quality and Cleaning 18
5.5 Bookings 18
5.6 Arrival and registration 19
5.7 General and product specific requirements 19
5.7.1 General 19
5.7.2 MTO products 19
6 SITE REQUIREMENTS – INEOS OXIDE ZWIJNDRECHT 21
6.1 Loading address 21
6.2 Terminal contact details 21
6.3 Loading hours 21

6.4 Quality and Cleaning 21
6.5 Bookings 21
6.6 Arrival and gate procedure 22
6.7 General and product specific requirements 23
6.7.1 General 23
6.7.2 BUAC, IBUAC, IPAC, MEG, DEG, TEG, TEG SHP 23
6.7.3 MGE 23
6.7.4 ENB/VNB/THI RF30/THI RF60 24
7 EXT. DEPOT REQUIREMENTS – ADPO KALLO 25
7.1 Loading address 25
7.2 Terminal contact details 25
7.3 Loading hours 25
7.4 Quality and Cleaning 25
7.5 Bookings 25
7.6 Arrival and registration 25
7.7 General and product specific requirements 26
7.7.1 General 26
8 EXT. DEPOT REQUIREMENTS – ALKION MARSEILLE 27
8.1 Loading address 27
8.2 Terminal contact details 27
8.3 Loading hours 27
8.4 Quality and Cleaning 27
8.5 Bookings 27
8.6 Arrival and registration 27
8.7 General and product specific requirements 27
8.7.1 General 27
9 EXT. DEPOT REQUIREMENTS – ITC RUBIS ANTWERP 28
9.1 Loading address 28
9.2 Terminal contact details 28
9.3 Loading hours 28
9.4 Quality and Cleaning 28
9.5 Bookings 28
9.6 Arrival and registration 28
9.7 General and product specific requirements 28
9.7.1 General 28
9.7.2 DCPD HG 29
10 EXT. DEPOT REQUIREMENTS – STANDIC ANTWERP 30
10.1 Loading address 30
10.2 Terminal contact details 30
10.3 Loading hours 30
10.4 Quality and Cleaning 30
10.5 Bookings 30
10.6 Arrival and registration 30
10.7 General and product specific requirements 30
10.7.1General 30
11 EXT. DEPOT REQUIREMENTS – OXEA 31
11.1 Loading address 31
11.2 Loading hours 31
11.3 Quality and Cleaning 31
11.4 Bookings 31
11.5 Arrival and registration 31
11.6 General and product specific requirements 31
11.6.1General 31

12 EXT. DEPOT REQUIREMENTS – VERBEKE 32
12.1 Loading address 32
12.2 Terminal contact details 32
12.3 Loading hours 32
12.4 Quality and Cleaning 32
12.5 Bookings 33
12.6 Arrival and registration 33
12.7 General and product specific requirements 33
12.7.1 General 33
12.7.2 Site specific requirements 33
13 EXT. DEPOT REQUIREMENTS – SOLVENTIS 33
13.1 Loading address 33
13.2 Loading hours 33
13.3 Quality and Cleaning 33
13.4 Bookings 34
13.5 Arrival and registration 34
13.6 General and product specific requirements 34
13.6.1 General 34
14 EXT. DEPOT REQUIREMENTS – LBC ROTTERDAM 35
14.1 Loading address 35
14.2 Loading hours 35
14.3 Bookings 35
14.4 Quality and Cleaning 35
14.5 Arrival and registration 35
14.6 Product specific requirements for loadings BGE/BDGE 35
15 DOCUMENT CONTROL 36
16 ANNEX 37
16.1 Transwide Spot Booking Page 37
16.2 DPG-F and MPG-USP proof of previous cargo templates 41

1 INTRODUCTION

This document, the INEOS Oxide liquid bulk FCA policy, lists the INEOS Oxide requirements and instructions for customers collecting purchased liquid bulk chemical products. It covers the practical, technical, administrative and quality related aspects of loading.

The INEOS Oxide haulier SHE policy is an adjacent standalone document that outlines the specific safety, health and environmental requirements and instructions for site access and loading. Collection of goods requires acceptance and compliance with the INEOS Oxide liquid bulk FCA policy and the INEOS Oxide haulier SHE policy.

In all circumstances, applicable national or international regulations take precedence over this specification and the delivery instructions.

2 GENERAL REQUIREMENTS

2.1 Safety

The INEOS Oxide haulier SHE policy must be distributed to and respected by the service provider and driver entering the INEOS Oxide site external depot. All parties involved in the contracting chain (customer, haulier, subcontracted haulier) are obliged to actively assure the policy is well received, understood and respected.

The customer must provide the haulier and driver with all information and documentation required for safe and efficient order execution.

The haulier and driver must ensure the equipment is properly labeled upfront departure. The haulier must provide all marks, placards, hazard identification and UN number if rigid labeling (i.e. insert metal or plastic plate) is used. INEOS can provide adhesive stickers for marking and placarding including the orange coloured hazard identification number and UN number.

2.2 Quality

General and product specific quality requirements are listed per loading site. INEOS does not stipulate a general previous cargo black list (= forbidden previous cargo products) with exception of latex based polymer, acrylate based polymers, Lubrizol LZ7418A and any kind of polymer emulsions and/or dispersions which are not allowed as one of the last three cargoes. Customer and haulier remain final responsible for suitability and cleanliness of the tank.

2.3 Transfer of ownership and VAT

Ownership, responsibility and risk associated with the product and its carriage shall transfer from the seller to the buyer as soon as it is on (or in) the customer's vehicle (or tank). This includes responsibility for product quality.

Unless otherwise approved by INEOS Oxide, all FCA shipments for intracommunity shipments will be invoiced with VAT. A credit note can be issued after receipt of proof of destination.

2.4 Failure to comply

Failure to adhere to this policy, the INEOS Oxide haulier SHE policy, site safety protocols, site loading procedures, regulations or common industry safety standards will result in the driver and vehicle being refused and asked to leave the site.

Gross or repeated breach of regulations or standards may result in drivers and/or haulier being banned from entering the site(s) on future occasions.

INEOS is not liable or accountable for resulting costs or demurrages.

2.5 Complaints

INEOS Oxide does not accept demurrage claims for small operational delays. Only for excessive delays compensationcan be considered provided this is proven to be the direct result of an error made by INEOS Oxide. Late arrivals will never be considered for demurrage compensation. Booking changes or cancellations by INEOS up to 16:00 on the working day before loading will never be considered for demurrage or compensation.

The weight on the INEOS Oxide weight ticket is considered binding. INEOS Oxide will not accept any claims for weight differences unless a clear error of INEOS Oxide can be proven and/or the driver made a remark on the CMR at the time of loading.

3 SITE REQUIREMENTS - INEOS OXIDE KÖLN

3.1 Loading address

INEOS / Chemion Gate 14
Alte Heerstraße, 41539 Dormagen, Germany
(Motorway A57, exit Dormagen)

For more info: https://www.chemion.de/unternehmen/downloads/

3.2 Loading hours

06h00 ⇔ 20h00 on working days
06h00 ⇔ 15h00 on working days for orders requiring customs documentation

3.3 Terminal contact details

7h30 ⇔16h00	Road & export logistics team	+49 221 35 55 22 24
7h30 ⇔16h00	Road & export logistics team	+49 221 35 55 15 89
7h30 ⇔16h00	Road logistics team	+49 221 35 55 22 16
7h30 ⇔16h00	Export logistics team	+49 221 35 55 22 19

3.4 Quality and Cleaning

All containers and road tankers must be presented cleaned or empty from the identical INEOS product:

- Proper proof of cleaning requires an original EFTCO certificate. Validity must not exceed 4 weeks. Additional product specific cleaning requirements can be found under 3.7.

- Proper proof of previous cargo requires a haulier certificate of previous cargo. The INEOS template must be used and signed for DPG-F and MPG-USP. The site accepts paper documents carried by the driver and upfront mailed documents. See details under booking instructions.

  The Haulier certificate of previous cargo must include at minimum:
  - Haulier name
  - Tank and compartment reference
  - INEOS order reference
  - INEOS product reference
  - Previous INEOS order reference
  - Previous INEOS loading date
  - A statement the tank was discharged free of contamination and remained closed without other use than carrying the previous INEOS load.

3.5 Bookings

3.5.1 General instructions

For single product deliveries only single compartment vehicles must be used!

Multiproduct loadings require multiple and consecutive time slots to be booked.

Previous cargo documents can be mailed to logistics. The order reference must be clearly stated in the title of the mail. The email must be issued at least 1 day in advance to the adress hereunder:

- tloverladung@ineos.com for MEG, DEG, TEG
- rworp16transport@ineos.com for MPG HP, MPG USP, DPG, DPG_F, TPG, Glycol301

The INEOS template ""Vorproduktbescheinigung / previous load" for MPG-USP or DPG-F, if provided by mail, must be a full color scan to validate authenticity of the document including stamp and signature. See content requirements under 3.7.2 and 3.7.3. See templates in Annex 16.2.

3.5.2 Non deep sea instructions

Loading appointments need to be requested as soon as loading details have been confirmed. An email must be sent, at latest by 12h00 1 day prior to loading, to rworroadteam@ineos.com including:

- OR number
- Product
- Customer name and final destination
- Preferred loading date / hour
- Haulier name
- Confirmation of receipt and compliance with the INEOS Oxide SHE policy

Loading slots will be confirmed by mail 1 day prior to loading before 14h00. No loading without a confirmed loading time-slot!

Loadings at 6h00 require an additional early morning registration. An email must be sent, at latest by 18h00 1 day prior to loading, to ausgang_dor@chemion.biz including:

- OR number
- Product
- Ordered weight in kg's
- Name of the driver
- Container number
- License plate reference of the trailer/chassis
- License plate reference of the truck

Papers will be prepared accordingly and given to the gate, so the driver can pick them up there in the morning. For 6 am slots the driver needs to pick up the papers 20 minutes before loading, at 05:40h at latest.

3.5.3 Deep sea instructions

First communication to book a slot:

Loading appointments need to be requested as soon as loading details have been confirmed. An email must be sent, at latest 5 to 10 working days upfront loading, to rwor.export@ineos.com including:

- OR number
- Product
- Customer name and final destination
- Shipment port
- Shipping line and vessel name
- ETS date and ETA date
- Preferred loading date / hour

Loading slots will be confirmed on shortest possible notice. No loading without confirmed time-slot!

Second confirmation to confirm details:

All deep sea loadings require an additional upfront registration. An email must be sent

- at latest by 18h00 1 day prior to loading for loadings before 14h00
- at latest by 12h00 on the day of loading for loadings as of 14h00

The email must be issued to rwor.export@ineos.com and ausgang_dor@chemion.biz including:

- OR number
- Loading date and time
- Destination country
- Product
- Haulier name and driver name
- Container number
- Container tare weight
- Max allowable weight of full combination (40 ton / 44 ton)
- Ordered weight in kg's
- License plate reference of the trailer/chassis
- License plate reference of the tractor
- Confirmation the container is allowed to load the product
- Confirmation of receipt and compliance with the INEOS Oxide SHE policy

3.6 Arrival and registration

FCA drivers should go to INEOS counter (= follow the sign 'INEOS').

The driver is required to register at Chemion gate 14 at least 30 minutes before the loading slot. Drivers can be refused if this timing is not respected.

The driver must confirm his/her identity (= ID or passport), the INEOS Oxide order reference number, the name of the customer, the product(s) and quantity to be loaded, the destination country, the maximum permissible weight, and the equipment /vehicle details (license plates, container reference, compartment details, container maximum volume, ...). The driver must be able to prove the previous cargo if not mailed. This is applicable to identical cargo loadings if the equipment was not cleaned.

3.7 General and product specific requirements

3.7.1 General

Minimum equipment requirements are included in the INEOS haulier SHE policy. Please find the additional site-specific requirements hereunder:

- Containers must be sealed after loading.
- Tank containers or road tankers must have a ≥ 45 cm dome cover.

3.7.2 MPG USP

Please find the MPG USP specific equipment requirements hereunder:

- Tank containers or road tankers must be equipped with a separate bottom line for each containment area (for controlling / sampling each lot separately).
- Only massive Teflon gaskets and rubber gaskets are allowed. (Webbing gaskets are not allowed.)

Quality requirements are stringent. Please find the specific requirements hereunder:

- The designated application (food or animal feed) must be stated on the customers purchase order. The application stated is binding as it determines the required pre-loading conditions. INEOS will crosscheck the application on the purchase order in case of doubt.
- New trucks are not allowed.
- Cleanings with an EFTCO code with "C" are not allowed for food or feed.
- For all 4 pre load scenario's the 3 previous loads must be registered on the document "Vorproduktbescheinigung / previous load MPG-USP". If not provided by mail the document should be handed over by the driver at the loading station. Only documents that are filled out completely, stamped and signed can be accepted.
- All cleaning services that are covered by an EFTCO cleaning code should be mentioned in box 9. All additional services that are not covered by an EFTCO cleaning code should be mentioned in box 11. This rule can cause a refusal at the site in Dormagen, if it is not respected. All EFTCO rules can be found here: https://www.eftco.org/eftco-cleaning-document/specific-information
- The following pre loading options are accepted:
  1. A dedicated MPG USP/EP truck or container arriving non-cleaned and sealed in Cologne.
  2. A dedicated MPG-USP/EP truck or container arriving cleaned, according to food regulations EFTCO code F50, sealed and documented by the cleaning station.
  3. A foodstuff dedicated truck or container arriving cleaned, according to food regulations EFTCO code F50, sealed and documented by the cleaning station. The 3 previous cargo's must be either:
     - Liquid sugar (Flüssigzucker)
     - Vegetable Glycerine (Pflanzliches Glyzerin)
     - Ethanol (Trinkalkohol)
     - Monopropylene Glycol MPG-USP/EP (Monopropylenglykol MPG USP/EP)
  4. An animal feedstuff dedicated truck or container, complying with all requirements for foodstuff transports, arrivings cleaned, according to food regulations EFTCO code F50, sealed and documented by the cleaning station. The 3 previous cargo's must be pure substances (= not processed or used) based on the list hereunder:
     - Liquid sugar Flüssigzucker

• Vegetable Glycerine	pflanzliches Glyzerin
• Ethanol	Trinkalkohol
• Monopropylene Glycol MPG-USP/EP	(Monopropylenglykol MPG USP/EP)
• Brewer’s grain	Schlempe
• Brewer’s yeast	Bierhefe
• Fruit juice	Fruchtsaft
• Fruit syrup	Fruchtsirup
• Fruit concentrates	Fruchtkonzentrate
• Molasses	Melasse
• Sunflower oil	Sonnenblumenöl
• Soy lecithin	Sojalecithin
• Vegetable feed oil	pflanzliches Futteröl
• Vegetable feed fat	pflanzliches Futterfett
• Penaut oil	Erdnußöl
• Coconut oil	Kokosöl
• Linseed oil	Leinöl
• Maize oil	Maisöl
• Palm kernel oil	Palmkernöl
• Palm oil	Palmöl
• Rape seed oil	Rapsöl
• Safflower oil	Safloröl
• Soy bean lecithin oil mixture	Sojabohnen-Lecithinölmischung
• Soy bean oil	Sojabohnenöl
• Wheat germ oil	Weizenkeimöl
• Sunflower oil	Sonnenblumenöl
• Maize seed raw oil	Maiskeimrohöl
• Palm olein	Palmolein
• Palm stearin	Palmstearin

3.7.3 DPG-F

Loadings for DPG-F are not possible from 06:00 – 09:00h.

Please find the DPG-F specific equipment requirements hereunder:

- Tank containers or road tankers must be equipped with a separate bottom line for each containment area (for controlling / sampling each lot separately.
- Only massive Teflon gaskets and rubber gaskets are allowed. (Webbing gaskets are not allowed.

Quality requirements are stringent. Please find the specific requirements hereunder:

- New trucks are not allowed.
- Containers or road tankers must be cleaned. No loading on empty identical cargo. The cleaning must be according to EFTCO cleaning code F01 with use of drinking water. The equipment must be sealed and documented by the cleaning station.
- Container or road tankers arriving cleaned must prove the cargo before cleaning. The previous load needs to be registered on the document "Vorproduktbescheinigung / previous load DPG-F". This document, if not provided by mail, should be handed over by the driver at the loading station. Only documents that are filled out completely, stamped and signed can be accepted.

4 SITE REQUIREMENTS - INEOS OXIDE LAVERA (NON ALKOX)

4.1 Loading address

INEOS DERIVATIVES LAVERA SAS
Usine de Lavéra – Avenue d'Auguette
Service Logistique Chimique (G4
13117 Lavéra, France
Lat. 43° 23' 03", Long. 5° 00' 55"

4.2 Terminal contact details

9h00 ⇔17h00 Truck planning +33 4 42 35 82 62

4.3 Loading hours

6h00 ⇔18h15 on working days
6h00 ⇔14h00 on working days for orders requiring customs documentation

4.4 Quality and Cleaning

All containers and road tankers must be presented cleaned or empty from the identical INEOS product:

- Proper proof of cleaning requires an original EFTCO certificate. Validity must not exceed 4 weeks.
- Proper proof of previous cargo requires a Haulier certificate of previous cargo. The site only accepts paper documents carried by the driver.

  The Haulier certificate of previous cargo must include at minimum:
  - Haulier name
  - Tank and compartment reference
  - INEOS order reference
  - INEOS product reference
  - Previous INEOS order reference
  - Previous INEOS loading date
  - A statement the tank was discharged free of contamination and remained closed without other use than carrying the previous INEOS load.

4.5 Bookings

Loading slots must be booked via https://transwide.WKTransportServices.com/spotbooking/ineosoxide
More information is available in Annex 16.1: "Transwide Spot Booking Page".

Transwide schedules open each Thursday at 11:30 for the whole of next week. Bookings are frozen the day in advance at 16h30. Changes or bookings beyond this timeline can only be handled by terminal truck planning.

Haulier details and compliance with the INEOS Oxide She policy must be provided and confirmed during booking.

Previous cargo documents cannot be mailed to terminal dispatch.

Only one-compartment vehicles are accepted for single order loading. Combi orders have a minimum quantity of 10 MT per product and require multiple and consecutive time slots to be booked.

4.6 Arrival and registration

The driver is required to register at the gate 15 minutes before the start of the loading slot. For loadings at 06:00 am, the driver should register not later than 06:00 am. Drivers can be refused if this timing is not respected.

The driver will be asked to confirm his identity (= ID or passport) and the INEOS Oxide order reference number.

The driver will be asked if the product related Lavera safety protocol was received. If positive the driver will have the show the signed protocol template. If negative the driver will be offered a paper copy of the protocol. The protocol must be read carefully and respected at all times.

** As of 2024, a new tool will be implemented to guide drivers into the site. Using their own smartphone, drivers will have to scan a QR code upon their arrival at the main gate. Depending on the product, the QR code will connect the driver to a map with GPS instruction to follow in order to go to the different driver reception offices on site. **

4.7 General and product specific requirements

4.7.1 General

Minimum equipment requirements are included in the INEOS haulier SHE policy.

LNG (Liquid Natural Gas), CNG (Compressed Natural Gas and Hydrogen operated trucks are not allowed for loadings ex Lavera.

4.7.2 Diluted LFG type products

The Transwide slot information does not reflect the time required for loading of Low Freezing Grade diluted products. The full process requires at least 3 hours on average. This includes time for product sampling and analysis.

4.7.3 Ethanol

Ethanol loading hours are limited from 08h00 until 14h00 for customs reasons. The excise number is needed prior to loading and should be mentioned on the Purchase Order

The tank must be at ambient temperature.

4.7.4 LavSolve

The Transwide window do not reflect the time required for loading. The full process requires at least 4 hours on average. This includes time for product sampling and analysis. Tanks must be single compartment.

Please find the additional LavSolve requirements hereunder:

- Single-tank trucks only
- Tank volume must be between 32500 litres and 37000 litres.
- Max tare of the truck and tanker: max 15,5 T
- Orders of LavSolve will always be exactly 24.0 T

4.7.5 NAL/IAL

4.7.5.1 General

Road tankers and tank containers for the carriage of iso and normal butyraldehyde shall meet for these specific products the International Regulations concerning the carriage of Dangerous Goods by Road (ADR) and, when applicable, the International Maritime Dangerous goods code (IMO regulations).

The requirements that follow, give supplementary information and do not replace ADR or IMO requirements. They apply for all road tankers and tank containers.

4.7.5.2 Materials of construction

- Iso butyraldehyde (CAS 78-84-2) or normal butyraldehyde (CAS 123-72-8) are aldehydes which react with a lot of products including oxygen.

ADR/IMO/RID product classification: class 3.
Tank code: L4BN

- For new road tankers or containers the tank shall be constructed of:

- Stainless steel meeting at least the following specification: AISI/SAE 304LN or the according equivalent for the approved Pressure Vessel Code .
- DUPLEX 1.4462 is equally acceptable.

All materials shall be furnished with a minimum 3.1B certificate according to DIN 50049.
The tank must have ONE compartment.

4.7.5.3 Tank construction

- The maximum width of the tank and its fittings should be such that it does not project beyond the overall width of the vehicle.
- The tank of road tankers or containers is to be designed according to an approved Pressure Vessel Code (ASME BPVC, AD-Merkblätter).
- The Inner side of the tank must be pickled and passivated. Grinding is only allowed at the bottom part of the tank to allow for complete emptying of the road tanker or container. Maximum grinding width: 200 mm.
- Where baffle plates are fitted to reduce liquid surge, adequate venting and draining holes should be provided in the baffles. Baffle openings should not be less than 500mm diameter to permit access through the baffles for inspection purposes. These openings should be staggered in location along the tank. Baffle plates should be of the same material as the tank shell.
- All load bearing attachments should have reinforcement (backing) plates of a material and thickness similar to the tank shell. Reinforcement (backing) plates should be fully welded to the tank shell and should have all corners well rounded.
- The geometry of the road tanker or container must guarantee a complete unloading of the Road tanker or container (e.g. by means of a slope towards the bottom centre.) Criterion: less than 5 L remaining product.
- Nozzles on the shell should, as much as possible, be located away from the shell main weld seams.
- For inspection purposes, the tank shall be fitted with at least one manhole not less than 500 mm diameter; the manhole shall have a hinged design (right hand side).
- Gaskets on flanges or seals and O-rings must be type envelope PTFE. (i.e. PTFE with EPDM

core) or PTFE. EPDM alone or Viton are not allowed.

- Tanks must be designed so that there are no pockets that can trap liquid during discharge.
- Tank insulation is not required
- Containers should be at the end of the chassis. A 'walk-in' chassis is not allowed.

4.7.5.4 Equipment

- Top connections:
    - o Manlid
    - o Liquid connection: 3" butterfly valve with 3" PN25 flange
    - o Gas connection: 1 1/2" BSP male screw connection with drip cap
- Bottom connections:
    - o Liquid connection: 3" TW coupling with cap
    - o Gas connection: 3/4" NPT male screw connection with drip cap at the rear right side

4.7.5.5 Cleaning

- Container must be clean and dry; and purged with N2; residual O2 level: 0.3 vol% 0.5 vol%
- Cleaning certificate from an INEOS Oxide approved cleaning station

It is at INEOS discretion to inspect the container before acceptance along following lines:

- Certificates
- Cleaning
- General condition of the container

NAL/IAL can react with oxidizing materials. In contact with strong acids or bases, they will undergo an exothermic self-condensation or polymerization reaction. Below, product categories are listed as prohibited last cargo for delivery of the NAL/IAL products.

Oil and Greases:

- Lubricating oil and machine oil
- Used mineral oils
- Silicone oils and silicone greases
- Bio-Diesel

Strong Acids: Sulphuric acid, Oleum, Hydrochloric acid, Chlorosulfonic acid, Nitric acid, Phosphoric acid and Cyanic acid

Strong Bases: Caustics such as Sodium hydroxide, Potassium hydroxide, cement based products

Amines: Alkanolamines, Aliphatic amines and Aromatic amines

Inorganic Salts: Sodium sulphite, Sodium bisulfite

Strong Oxidizing Agents: Air, Peroxides, Chlorates, Perchlorates and Nitrates.

4.7.5.6 Transport conditions

- Temperature: ambient
- Pressure: slightly overpressure: 0,3 barg N2

Loading cleaned containers or road tankers requires additional preconditioning (=purging). The haulier must be on site before his reserved slot:

- Gas line in 2": the driver must arrive 1h30 before the loading slot.
  (example: loading for 10h00, he must arrive at 08h30 to ventilate.

- Gas line in 1.5”: the driver must arrive 2h00 before the loading slot. (example: loading for 10h00, he must arrive at 08h00 to ventilate

4.7.6 MGSC

MGSC loadings ex Lavera need to be done in ground operated equipment.

5 SITE REQUIREMENTS - INEOS OXIDE LAVERA ALKOX

5.1 Loading address

INEOS Oxide Lavera SAS
Usine de Lavéra
Route d'Auguette, Lavéra, 13500 Martigues, France
Lat. 43.378298, Long. 5.002514

5.2 Terminal contact details

8h00 ⇔17h00	Supply chain manager	+33 442 13 13 17	david.panizza@ineos.com
7h30 ⇔16h00	Logistics assistant	+33 442 13 13 26	olivier.extrat@ineos.com
6h00 ⇔19h00	Weigh bridge operator	+33 442 13 13 18	
6h00 ⇔19h00	Control room	+33 442 13 13 16	

5.3 Loading hours

6h00 ⇔ 19h00 on working days
6h00 ⇔ 14h00 on working days for orders requiring customs documentation

5.4 Quality and Cleaning

All containers and road tankers must be presented cleaned or empty from the identical INEOS product:

- Proper proof of cleaning requires an original EFTCO certificate. Validity must not exceed 4 weeks.
- Proper proof of previous cargo requires presenting an original INEOS CMR or a Haulier certificate of previous cargo. The site accepts paper documents carried by the driver but strongly prefers upfront mailed documents. See details under booking instructions.

  The Haulier certificate of previous cargo must include at minimum:
  - Haulier name
  - Tank and compartment reference
  - INEOS order reference
  - INEOS product reference
  - Previous INEOS order reference
  - Previous INEOS loading date
  - A statement the tank was discharged free of contamination and remained closed without other use than carrying the previous INEOS load.

5.5 Bookings

Loading slots must be booked via https://transwide.WKTransportServices.com/spotbooking/ineosoxide
More information is available in Annex 16.1: "Transwide Spot Booking Page".

Haulier details and compliance with the INEOS Oxide SHE policy must be provided and confirmed during booking.

Bookings are frozen the day in advance at 15h00. Changes or bookings beyond this timeline can be handled through direct contact of site logistics, preferably by mail. (david.panizza@ineos.com or olivier.extrat@ineos.com)

Previous cargo documents are preferentially provided by mail. (david.panizza@ineos.com or olivier.extrat@ineos.com) The order reference must be clearly and correctly stated in the title of the mail.

For single product deliveries only single compartment vehicles must be used!

5.6 Arrival and registration

The driver is required to register at the gate 15 minutes before the start of the loading slot. For loadings at 06:00 am, the driver should register not later than 06:00 am. Drivers can be refused if this timing is not respected.

The driver must confirm his/her identity (= ID or passport, the INEOS Oxide order reference number, the name of the customer, the product(s and quantity to be loaded, the destination country and the equipment /vehicle details (license plates, container reference, compartment details, container maximum volume, ...

The driver will be required to follow a safety introduction and pass a safety test. Instructions are provided in multiple languages.

Every haulier must complete and sign a Safety protocol prior to loading. INEOS needs to receive the completed and signed safety protocol the latest 48 hours prior to loading. INEOS cannot be held responsible for any demurrage costs that might occur if the Safety Protocol was not sent 48 hours prior to loading.

** As of 2024, a new tool will be implemented to guide drivers into the site. Using their own smartphone, drivers will have to scan a QR code upon their arrival at the main gate. Depending on the product, the QR code will connect the driver to a map with GPS instruction to follow in order to go to the different driver reception offices on site. **

5.7 General and product specific requirements

5.7.1 General

Minimum equipment requirements are included in the INEOS haulier SHE policy. Please find the additional site-specific requirements hereunder:

- Standard loading is top based requiring a ≥ 45 cm dome cover.
- Only empty trucks not containing any partial load are accepted for loading.
- Road tankers or container are preferentially equipped with baffles.
- Road tankers or containers must be heatable.

LNG (Liquid Natural Gas), CNG (Compressed Natural Gas and Hydrogen operated trucks are not allowed for loadings ex Lavera.

5.7.2 MTO products

Make To Order loadings are loaded directly from the production unit. They are time critical. These products are listed under Transwide groups 6 and 7.

Additional requirements:

- Drives must be in time. No tolerance for delay. If late, a back-up solution will be called. Costs will be charged to the customer.
- Loadings are bottom based. The bottom lading valve may be rear of side positioned. Loading valve must always be horizontal.
- Road tankers or containers must be one compartment type. It must not be protected with a box and must be sufficiently close to the edge of the trailer.
- Road tankers or containers must be equipped with baffles.

- Road tankers or container for MPEG products require a min capacity of 28 000 liters. This min capacity is increased to 30 000 liters if diluated with 5 to 20% of water.
- Road tankers or containers must be heatable.

6 SITE REQUIREMENTS – INEOS OXIDE ZWIJNDRECHT

6.1 Loading address

INEOS Oxide Zwijndrecht
Scheldedijk 2070 Zwijndrecht, Belgium
Port # 1019 Gate # 3
Lat. 51.248328, Long. 4.324890

6.2 Terminal contact details

6h00 ⇔ 21h00 Dispatch liquid bulk +32 3 250 98 47 oxid_be_terminal_despatching@ineos.com
6h00 ⇔ 21h00 Dispatch packed goods +32 3 250 98 49 oxid_be_terminal_despatching@ineos.com

6.3 Loading hours

Loadings:
6h30 ⇔ 19h30 on working days for loadings
6h30 ⇔ 14h30 on working days for loadings requiring customs documentation
0h00 ⇔ 24h00 all days for automatic self-loading certified drivers excluding customs

Container HUB drop-off and pick-up:

Drop-off: 7h00 ⇔ 14h00 on working days from Monday until Thursday
Drop-off: 7h00 ⇔ 12h00 on Friday working days

Pick-up: 7h00 ⇔ 19h00 on working days
Pick-up: 7h00 ⇔ 19h00 on working days if requiring customs documentation

6.4 Quality and Cleaning

All containers and road tankers must be presented cleaned or empty from the identical INEOS product:

- Proper proof of cleaning requires an original EFTCO certificate. Validity must not exceed 4 weeks.
- Proper proof of previous cargo requires presenting an INEOS CMR or a haulier certificate of previous cargo. The site accepts paper documents carried by the driver and upfront mailed documents. See details under booking instructions.

  The Haulier certificate of previous cargo must include at minimum:
  - Haulier name
  - Tank and compartment reference
  - INEOS order reference
  - INEOS product reference
  - Previous INEOS order reference
  - Previous INEOS loading date
  - A statement the tank was discharged free of contamination and remained closed without other use than carrying the previous INEOS load.

6.5 Bookings

Loading slots must be booked via https://transwide.WKTransportServices.com/spotbooking/ineosoxide
More information is available in Annex 16.1: “Transwide Spot Booking Page”.

Haulier details and compliance with the INEOS Oxide SHE policy must be provided and confirmed during booking.

Transwide schedules are opened at least 7 days in advance. Bookings are frozen the day before loading at 20h00. Bookings linked to “Terminal Chemicals” loading bridges can be booked or changed up to 1 day prior to loading until 20h. Changes after the stated timeline thresholds must be avoided and can only be handled through direct contact of terminal dispatch.

Previous cargo documents can be mailed to terminal dispatch. The order reference must be clearly and correctly stated in the title of the mail.

For single product deliveries only single compartment vehicles must be used!

Multiproduct loadings require multiple and consecutive time slots to be booked.

HUB drop-offs and pick-ups do not require a booking. Timing details will be provided by the CSR.

6.6 Arrival and gate procedure

First-time drivers are requested to arrive at the gate 30 minutes before the booked slot. All drivers must arrive at the gate at least 15 minutes before the booked slot. Site access after successful registration will be granted no sooner than 15 minutes before the booked slot.

The digital registration process includes a safety introduction and a safety test. The application is available in Dutch, English, French, German, Bulgarian, Czech, Hungarian, Polish, Romanian and Russian. The application also includes a language test to prove minimum knowledge of Dutch, English, French or German. A successful test result has a validity of 1 month.

The registration process requires driver to prove their identity (= ID or passport) and confirm the information hereunder:

- INEOS Oxide or Third Party order reference number
- Product(s) and quantity to be loaded
- Destination country
- Maximum permissible weight
- Intermodal port (if relevant)
- Tank, trailer and tractor details (= license plates, ID reference, tare weight, volume, baffles,…)

The received access badge is for personal and single use only. After receipt drivers must report to the loading station without any breaks or delays.

<u>Failure to respect these requirements and/or pass registration in due time can lead to cancellation.</u>

ADR loadings will be subject to additional administrative and technical checks at the gate. The documents hereunder must be originals (copies will not be accepted) and must be easily available for verification:

- Driver identity card and driving license

- Driver ADR license
- Truck inspection certificate
- Truck ADR certificate
- Chassis/road tank car's inspection certificate
- Chassis/road tank car's ADR certificate
- Container's ADR certificate

6.7 General and product specific requirements

6.7.1 General

Minimum equipment requirements are included in the INEOS haulier SHE policy. Please find the additional site-specific requirements hereunder:

- Standard loading is top based requiring a ≥ 45 cm dome cover.

- Maximum equipment height must not exceed 4,00 m.

- Minimum equipment height (= lowest point of top grating) must be 3,20 m. This value is elevated to 3,45 m for all Transwide marked "Terminal Chemicals" loading bridges.

- Road tankers must have full-length walkways at the left or the right side. Road tankers for all Transwide marked "Terminal Chemicals" loading bridges must have additional centreline grating between the topside spill boxes.

- Tank containers must have full deck, B-shape, E-shape, F-shape or H-shape topside grating.

- Containers for HUB drop-off for alkoxylates are restricted to full deck, B-shape or H-shape topside grating. Exemptions must be requested case per case though the INEOS CSR.

- Containers for HUB drop-off must be equipped with integrated collapsible handrails. Containers with collapsible handrails mounted onto the corner castings are not accepted. Exemptions must be requested case per case though the INEOS CSR. These exemptions require drop-off of the container and chassis combination.

- Container for HUB drop-off for temperature sensitive products that require heating must be equipped with a top airline that allows vertical insertion of a temperature probe.

6.7.2 BUAC, IBUAC, IPAC, MEG, DEG, TEG, TEG SHP

Non ALS certified drivers are only allowed to book on working days between 6h00 and 19h00.

6.7.3 MGE

Please find the MGE specific requirements hereunder:

- Equipment must be one compartment only.
- Tankcode must be L4BH.
- Gaskest on flanges or seals and O-rings must be fiberglass reinforced (25%) PTFE.
- Gasket on the manholes must be PTFE envelope.
- Product can only be loaded in tank containers. No road barrels allowed.
- Liquid connection at the REAR end --bottom connection: 3" TODO-MATIC, SS316 with chemraz seal.
- Gas connection at the bottom OR on top of the truck: 1" TODO-MATIC, SS316 with chemraz

seals.

- TODO-connections may not be removed at the site following loading!!!

6.7.4 ENB/VNB/THI RF30/THI RF60

Please find the ENB/VNB specific requirements hereunder:

- Equipment must be one compartment only.
- Tankcode must be L4BN or L4BH.
- VNB, THI RF30 and THI RF 60 containers with E-shape or F-shape grating are restricted to those where the longitudinal grating (= walkway) is located on the righthand side when observed from the backside of the equipment (= bottom valve location).
- Gaskest on flanges or seals and O-rings must be fiberglass reinforced (25%) PTFE.
- Containers or road tankers must be equipped with rear a bottom liquid connection that includes a 3” TW coupling.
- Containers or road tankers must be equipped with a 1 ½” BSP vapour connection.
- Cleaned containers require precondition at Van Moer. The specific “ENB prep” includes equipment inspection, replacement of manhole gaskets, vessel purging and vessel pressure testing. Address: Van Moer logistics – Keetberglaan – Port 1054 Zwijndrecht.

7 EXT. DEPOT REQUIREMENTS – ADPO KALLO

7.1 Loading address

ADPO NV
Port 1111
Steenlandlaan 3, 9130 Kallo, Belgium

7.2 Terminal contact details

9h00 ⇔ 17h30 Planning +32 (0)3 570 63 06 timeslots.bulk@adpo.com

7.3 Loading hours

5h30 ⇔ 16h00 on working days

7.4 Quality and Cleaning

All containers and road tankers must be presented cleaned or empty from the identical INEOS product:

- Proper proof of cleaning requires an original EFTCO certificate. Validity must not exceed 4 weeks.
- Proper proof of previous cargo requires presenting an original INEOS CMR or a Haulier certificate of previous cargo. The site only accepts paper documents carried by the driver.

  The Haulier certificate of previous cargo must include at minimum:
  - Haulier name
  - Tank and compartment reference
  - INEOS order reference
  - INEOS product reference
  - Previous INEOS order reference
  - Previous INEOS loading date
  - A statement the tank was discharged free of contamination and remained closed without other use than carrying the previous INEOS load.

7.5 Bookings

For pure material, a timeslot needs to be booked latest 1 day before loading before 1 pm by using following web tool: https://www.adpo.com/en/timeslot-planning

Available slots will be shown in the app depending on total workload.

In order to book a timeslot the full product name and both the delivery number and the Ineos OR (or UB) reference of the order are required.

Format: Delivery nummer (10 digits) + underscore + OR nummer (10 digits)
E.g.: 0081225166_0001018551

For LFG loadings, the haulier needs to book a timeslot by contacting timeslots.bulk@adpo.com and needs to quote the INEOS OR/UB reference + product name + requested timeslot.
A slot needs to be booked latest day A for timeslots day C.

After receipt of the timeslot the driver will get a unique QR code which is required for registration.

7.6 Arrival and registration

The driver is required to register at the gate at least 30 minutes before the loading slot. Drivers can be refused if this timing is not respected. The 6h00 timeslot is an exemption.

Driver announces himself via the self-registration kiosk using the QR code.
We expect the driver to complete his announcement at our self-registration kiosk before the given timeslot.

Driver needs to bring the necessary documents (CMR, Cleaning certificates, Customs documents, …) to the front desk when applicable.
Furthermore, the driver will be asked to scan all necessary loading documents. This includes driver ADR certificate (if applicable), equipment ADR certificates (if applicable) and cleaning certificate or proof of previous cargo.

The driver has to complete an access control form and sign for acknowledgement:

- The driver has to confirm the vehicle is equipped ADR Regulations (if applicable).
- The driver has to confirm he/she has a valid ADR education certificate (if applicable).
- The driver has to confirm he/she has the necessary tremcards, has the necessary safety equipment, and shall place the orange labels and ADR boards.
- The driver confirms that safety prescriptions were received, read and understood.
- The driver has to confirm he/she is familiar with and will observe the terminal safety regulations. These can be found on the available access cards, as well as on the pictograms outside.

After registration he can wait in the truck awaiting a text message from ADPO to come to the dispatch office to receive his paperwork.

After operations the driver hands over his papers to the dispatch office and scans his badge at the window office to register the “return time”.

7.7 General and product specific requirements

7.7.1 General

Minimum equipment requirements are included in the INEOS haulier SHE policy.

Self-handling is prohibited. Drivers must wait for operational instructions.

The driver may not move the vehicle before he/she has received clearance from the operator and has carried out a visual check for obstacles around the vehicle.

8 EXT. DEPOT REQUIREMENTS – ALKION MARSEILLE

8.1 Loading address

Alkion MARSEILLE
Route du Port Pétrolier, 13117 LAVERA, France

8.2 Terminal contact details

7h00 ⇔ 15h45 Planning +33 (0) 442 444 208

8.3 Loading hours

7h00 ⇔ 15h45 on working days

8.4 Quality and Cleaning

All containers and road tankers must be presented cleaned or empty from the identical INEOS product:

- Proper proof of cleaning requires an original EFTCO certificate. Cleaning certificates can be maximum 48 hours old.
- Proper proof of previous cargo requires a Haulier certificate of previous cargo. The site only accepts paper documents carried by the driver.

  The Haulier certificate of previous cargo must include at minimum:
  - Haulier name
  - Tank and compartment reference
  - INEOS order reference
  - INEOS product reference
  - Previous INEOS order reference
  - Previous INEOS loading date
  - A statement the tank was discharged free of contamination and remained closed without other use than carrying the previous INEOS load.

8.5 Bookings

A time slot needs to be booked at least 24hs in advance, by contacting Alkion at +33 442 44 4208.

Combi orders are not allowed.

8.6 Arrival and registration

No specific instructions.

8.7 General and product specific requirements

8.7.1 General

Minimum equipment requirements are included in the INEOS haulier SHE policy.

After loading the haulier needs to present himself at the INEOS gatehouse to pick up the documents. Only mono tankers for single product loading.

9 EXT. DEPOT REQUIREMENTS – ITC RUBIS ANTWERP

9.1 Loading address

ITC Rubis Terminal Antwerp N.V.
Blikken, 9130 Beveren (Doel), Belgium
Port 1662

9.2 Terminal contact details

8h00 ⇔16h00 Planning +32 (0)3 210 09 56 timeslot@itcrubis.com

9.3 Loading hours

6h00 ⇔ 20h00 on working days
6h00 ⇔ 16h00 on working days for loadings requiring customs documentation

9.4 Quality and Cleaning

All containers and road tankers must be presented cleaned or empty from the identical INEOS product:

- Proper proof of cleaning requires an original EFTCO certificate. Validity must not exceed 4 weeks.
- Proper proof of previous cargo requires presenting an original INEOS CMR or a Haulier certificate of previous cargo. The site only accepts paper documents carried by the driver.

  The Haulier certificate of previous cargo must include at minimum:
  - Haulier name
  - Tank and compartment reference
  - INEOS order reference
  - INEOS product reference
  - Previous INEOS order reference
  - Previous INEOS loading date
  - A statement the tank was discharged free of contamination and remained closed without other use than carrying the previous INEOS load.

9.5 Bookings

Timeslots have to be booked within office hours and minimum 24h before arrival of the truck by contacting terminal planning.

9.6 Arrival and registration

Upon arrival at ITC Rubis, driver should present a copy of the cleaning certificate and the N2 certificate. In case, truck arrives without the required paperwork and/or unsealed, truck will not be accepted for loading.

9.7 General and product specific requirements

9.7.1 General

Minimum equipment requirements are included in the INEOS haulier SHE policy.

9.7.2 DCPD HG

Trucks/containers equipped with top connections are not accepted. All tanks are to be loaded under dry nitrogen, preferably with a closed loop nitrogen return loop and the lids of the tanks should not be opened.

Container/truck must be cleaned, purged and pressure tested. Container/truck to be sealed after purging and seal numbers to be mentioned on the N2 certificate.

Truck/container needs to be steam heatable.

Forbidden precargos:

1. Acrylate based polymers, Lubrizol LZ7418A and Latex
2. Cumene hydro-peroxide and other organic peroxides
3. Hydrogen peroxide
4. Per-acetic acid, peroxodisuphate or other per-acids

10 EXT. DEPOT REQUIREMENTS – STANDIC ANTWERP

10.1 Loading address

Standic B.V.
Beliweg 1, 2030 Antwerp, Belgium
Port 321

10.2 Terminal contact details

10.3 Loading hours

7h00 ⇔ 16h00 on working days

10.4 Quality and Cleaning

All containers and road tankers must be presented cleaned or empty from the identical INEOS product:

- Proper proof of cleaning requires an original EFTCO certificate. Validity must not exceed 4 weeks.
- Proper proof of previous cargo requires presenting an original INEOS CMR or a Haulier certificate of previous cargo. The site only accepts paper documents carried by the driver.

  The Haulier certificate of previous cargo must include at minimum:
  - Haulier name
  - Tank and compartment reference
  - INEOS order reference
  - INEOS product reference
  - Previous INEOS order reference
  - Previous INEOS loading date
  - A statement the tank was discharged free of contamination and remained closed without other use than carrying the previous INEOS load.

10.5 Bookings

No planning system.

10.6 Arrival and registration

The driver needs to present himself with the INEOS order reference [OR – space – number] at Standic and should mention clearly that he is loading INEOS Oxide material. After loading, he will receive a Standic loading ticket, together with the INEOS loading documents (CMR, delivery note, DGD if appropriate).

The driver will need to overwrite the ordered weight with the loaded weight and hand these documents over upon delivery, together with the COA he receives from Standic. The driver has to confirm he/she has a valid ADR education certificate (if applicable).

10.7 General and product specific requirements

10.7.1 General

Minimum equipment requirements are included in the INEOS haulier SHE policy.

11 EXT. DEPOT REQUIREMENTS – OXEA

11.1 Loading address

OXEA
Chemiepark Marl
Paul-Baumann-Straße 5
45772 Marl
Germany

11.2 Loading hours

24h/24h from Sunday 22:00h – Saterday 13:00h

11.3 Quality and Cleaning

All containers and road tankers must be presented cleaned or empty from the identical INEOS product:

- Proper proof of cleaning requires an original EFTCO certificate. Validity must not exceed 4 weeks.
- Proper proof of previous cargo requires presenting an original INEOS CMR or a Haulier certificate of previous cargo. The site only accepts paper documents carried by the driver.

  The Haulier certificate of previous cargo must include at minimum:
  - Haulier name
  - Tank and compartment reference
  - INEOS order reference
  - INEOS product reference
  - Previous INEOS order reference
  - Previous INEOS loading date

  A statement the tank was discharged free of contamination and remained closed without other use than carrying the previous INEOS load.

Prio Cargo Restrictions: https://chemicals.oq.com/en/contact/sales-cr/information-forcustomer-pickup-cpu.html

11.4 Bookings

Time slot necessary for loading. Depending on the country of destination, either a specific chosen time slot or a link for self-booking will be communicated to you by your CSR.

11.5 Arrival and registration

OXEA loading reference required for loading.
Driver needs to mention that the loading is on behalf of INEOS Europe AG.
Driver has to sign in 30 min before the beginning of the loading slot.

11.6 General and product specific requirements

11.6.1 General

- Minimum equipment requirements are included in the INEOS haulier SHE policy.

- PPE (personal protective equipment) must always be worn at the loading areas. Complete protective equipment consists of a helmet, safety goggles, safety shoes, trousers and an appropriate top (shirt and/or jacket). This PPE is to be worn covering the body, i.e. rolled up sleeves are not permitted.
- Please note under following link the requirements and information for collections on respective OXEA location, which should be imperatively observed in addition to the usual ADR instructions: https://chemicals.oq.com/en/contact/sales-cr/information-for-customer-pickup-cpu.html
- Only tank containers with a flush positioning on the chassis or tank containers where the chassis has an easy access to the bottom outlets are accepted for loading.

12 EXT. DEPOT REQUIREMENTS – VERBEKE

12.1 Loading address

Tank Opslag Verbeke NV
Heemsdaalstraat (zone 5)
2620 Hemiksem
Belgium

12.2 Terminal contact details

+32 3 877 15 33

12.3 Loading hours

Monday to Thursday: 8h00 ⇔ 15h00
Friday: 8h00 ⇔ 14h00

12.4 Quality and Cleaning

All containers and road tankers must be presented cleaned or empty from the identical INEOS product:

- Proper proof of cleaning requires an original EFTCO certificate, less than 2 weeks old.
- Proper proof of previous cargo requires presenting an original INEOS CMR or a Haulier certificate of previous cargo. The site only accepts paper documents carried by the driver.

  The Haulier certificate of previous cargo must include at minimum:
  - Haulier name
  - Tank and compartment reference

- INEOS order reference
- INEOS product reference
- Previous INEOS order reference
- Previous INEOS loading date
- A statement the tank was discharged free of contamination and remained closed without other use than carrying the previous INEOS load.

12.5 Bookings

No planning system.
Loading date, however, is fixed.

12.6 Arrival and registration

The driver needs to present himself with a unique loading reference, which is known to both Verbeke and provided by INEOS. The driver should mention clearly that he is loading INEOS Oxide material. After loading, he will receive the loading documents.

12.7 General and product specific requirements

12.7.1 General

Minimum equipment requirements are included in the INEOS haulier SHE policy.

12.7.2 Site specific requirements

- It is obliged to have a safety handrail, and drivers MUST wear overalls, helmets, safety boots, and goggles.
- The standard fitting utilized for trucks is a 3" Guillemin (French) connection.
- Trucks are loaded using pressure (Air/Nitrogen) and loaded through the main hatch using the "Top load" method.

13 EXT. DEPOT REQUIREMENTS – SOLVENTIS

13.1 Loading address

Liefkenshoek Logistic Hub NV
Geslecht, Haven 1931
B-9130 Beveren

13.2 Loading hours

Monday-Friday: 08:00-15:00h

13.3 Quality and Cleaning

All containers and road tankers must be presented cleaned or empty from the identical INEOS product:

- Proper proof of cleaning requires an original EFTCO certificate, less than 2 weeks old OR the by the haulier completed and signed Solventis previous cargo waiver. The site only accepts paper documents carried by the driver.

  The Haulier certificate of previous cargo must include at minimum:

- Haulier name
- Tank and compartment reference
- INEOS order reference
- INEOS product reference
- Previous INEOS order reference
- Previous INEOS loading date
- A statement the tank was discharged free of contamination and remained closed without other use than carrying the previous INEOS load.

13.4 Bookings

A timeslot needs to be booked at least 36 hours in advance by mail or by phone:

llh.timeslots@adpo.com
032 3570 0368

13.5 Arrival and registration

Solventis loading reference required for loading.
Driver needs to mention that the loading is on behalf of INEOS Europe AG.

13.6 General and product specific requirements

13.6.1 General

Minimum equipment requirements are included in the INEOS haulier SHE policy.

14 EXT. DEPOT REQUIREMENTS – LBC ROTTERDAM

14.1 Loading address

LBC Rotterdam BV
Haven 4035
Oude Maasweg 4
NL-3197 KJ Botlek

14.2 Loading hours

Monday-Friday: 07:00-23:00h (latest timeslot 20:30h)

14.3 Bookings

Timeslots can be booked 2 working days prior to scheduled arrival before 14h.

Contact: r-brouwer@lbctt.com
Office hours: Monday-Friday: 08:00-16:30h

For multi compartment loadings a timeslot per compartment needs to be booked. All nominations for a multi parcel loading need to be received prior to timeslot booking.
Combined loads with non-company products are forbidden.

14.4 Quality and Cleaning

All containers and road tankers must be presented cleaned or empty from the identical INEOS product:

- Proper proof of cleaning requires an original EFTCO certificate, less than 2 weeks old.
- Proper proof of previous cargo requires presenting an original INEOS CMR or a Haulier certificate of previous cargo. The site only accepts paper documents carried by the driver.

  The Haulier certificate of previous cargo must include at minimum:
  - Haulier name
  - Tank and compartment reference
  - INEOS order reference
  - INEOS product reference
  - Previous INEOS order reference
  - Previous INEOS loading date
  - A statement the tank was discharged free of contamination and remained closed without other use than carrying the previous INEOS load.

14.5 Arrival and registration

Entrance as off 30 minutes prior and up to 10 minutes after the assigned timeslot.
Driver has to show 2 references (customer ref + LBC ref).

14.6 Product specific requirements for loadings BGE/BDGE

The maximum temperature for all flammable products, offered in an empty or loaded tank should not exceed 30 degrees Celsius. For all other products (including BGE & BDGE), the maximum temperature is set to 40 degrees Celsius. Trucks not complying to the temperature restriction will be rejected.

15 DOCUMENT CONTROL

Owner: INEOS Oxide, customer service
Last update: 14/07/2025

Modifications:

- INEOS Oxide Lavera – Arrival and registration – 21/05/2024
- LBC Rotterdam – 11/06/2024
- INEOS Oxide Zwijndrecht – Address (roadworks) – 17/6/2024
- General requirements – Complaints – 02/07/2024
- Solventis – Quality and Cleaning - 22/07/2024
- INEOS Oxide Zwijndrecht – MGE – 22/07/2024
- INEOS Oxide Zwijndrecht – Bookings – 16/09/2024
- Ineos Oxide Cologne – MPG USP – 24/09/2024
- ADPO Kallo – Bookings– 24/09/2024
- LBC Rotterdam – specific requirements – 28/10/2024
- General requirements – Quality – 03/12/2024
- LBC Rotterdam – Bookings – 03/12/2024
- INEOS Oxide Zwijndrecht - NAL/IAL equipment – 07/01/2025
- INEOS Oxide Zwijndrecht - NAL/IAL equipment – 13/01/2025
- INEOS Oxide Zwijndrecht - Bookings – 13/05/2025
- INEOS Oxide Lavera – IAL/NAL: tank construction – 13/05/2025
- Ext. Depot requirements – OXEA: Bookings – 14/07/2025

16 ANNEX

16.1 Transwide Spot Booking Page

The transwide spot booking page allows you to log on to transwide without a username or password. The only information you require, are the call-off reference and delivery number. This information will be provided by the INEOS Oxide Customer Service Representative.

Should you encounter any problem, please contact the transwide support team. Transwide Belgium TEL: +32 (02 722 9933 Mail: support-europe@transwide.com

The Transwide spot booking page can be reached through the link hereunder:

https://transwide.WKTransportServices.com/spotbooking/ineosoxide

You will need the call-off reference and delivery number as a unique combination to reach the call-off. It is important to note that both the call-off reference and delivery number consist of 10 digits as per below example.

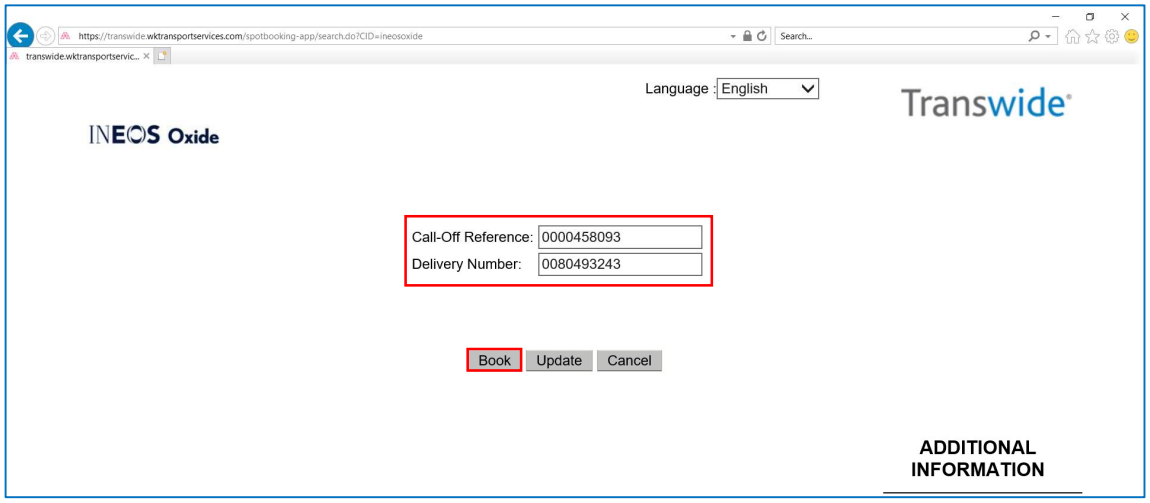

Select the “Book” (for a new booking or “Update” (for an existing booking button.

The webpage will redirect to the call-off with all relevant information about your transport order. At the bottom you can add an e-mail address. Doing so will provide a confirmation mail after you have booked a timeslot.

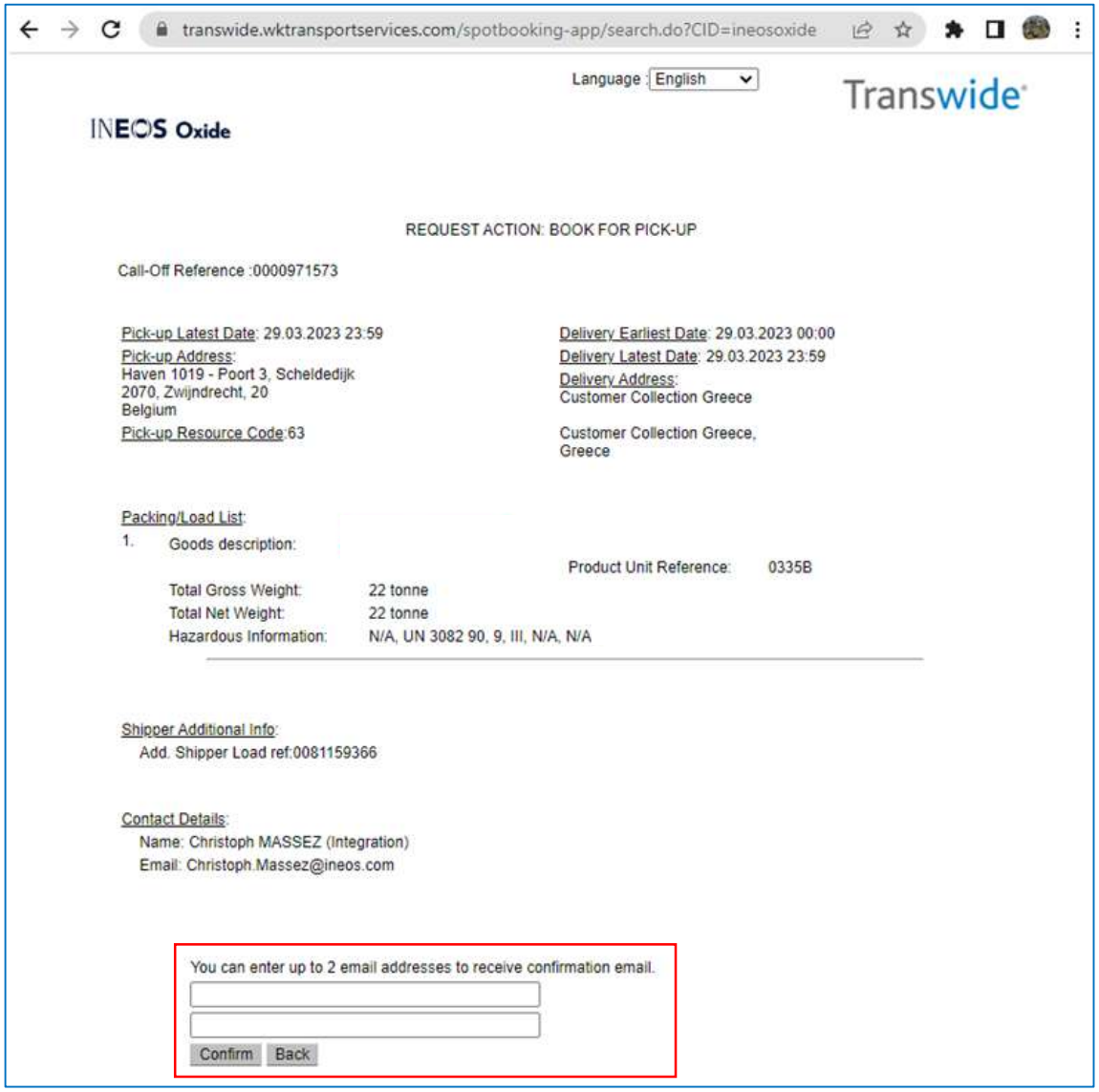

The “Confirm” button will lead you to the slot booking screen.

The webpage will redirect to the loading schedule. Please find the exact product reference, double check and use that line only. Available loading slots are marked with a white [X]. The reference of the loading bridge can be found above. Note that some technical requirements relate to the bridge of loading. The date of loading can be changed above.

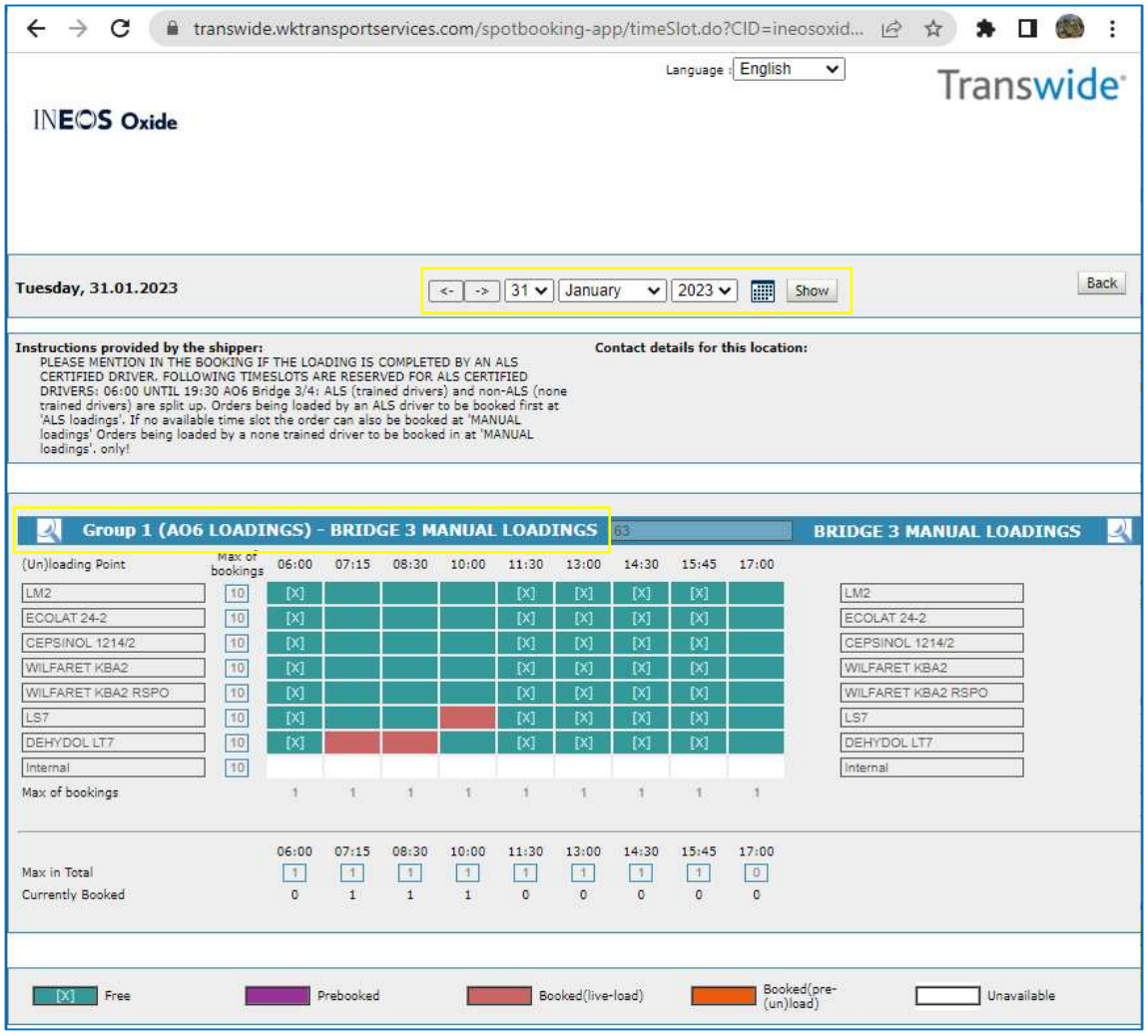

Choosing one of the available timeslots.

The webpage will redirect to the final overview screen. Complete the required information:

1. Add the haulier name. Use the pulldown list. Select “other” if the haulier is not in the list. Then use the additional field to enter haulier name.
2. Add the haulier country.
3. Confirm receipt, compliance and distribution of the INEOS haulier SHE policy to the driver.

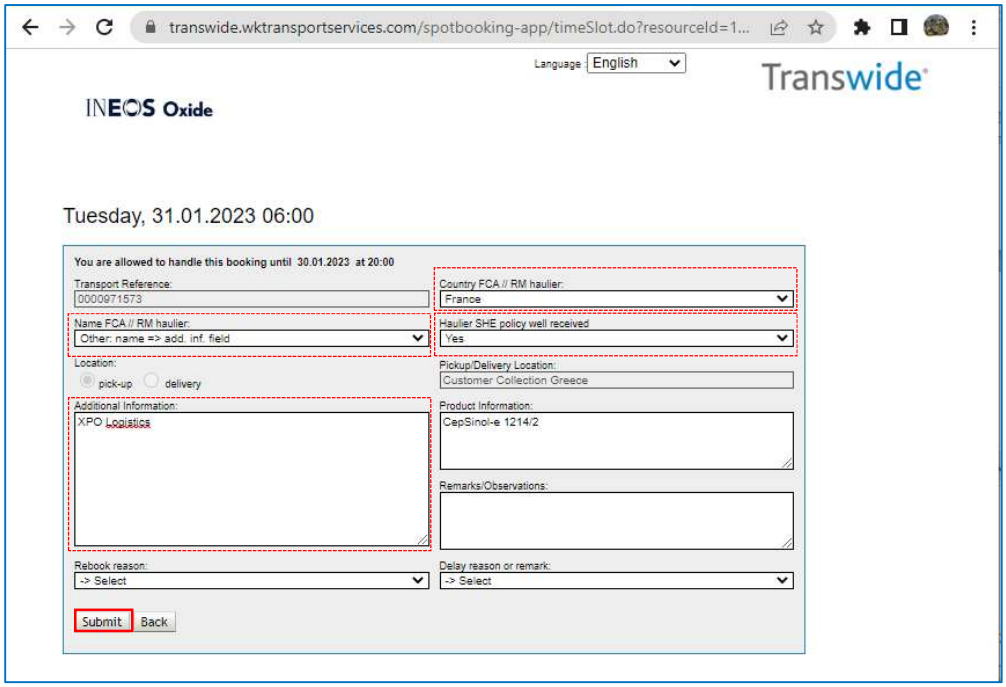

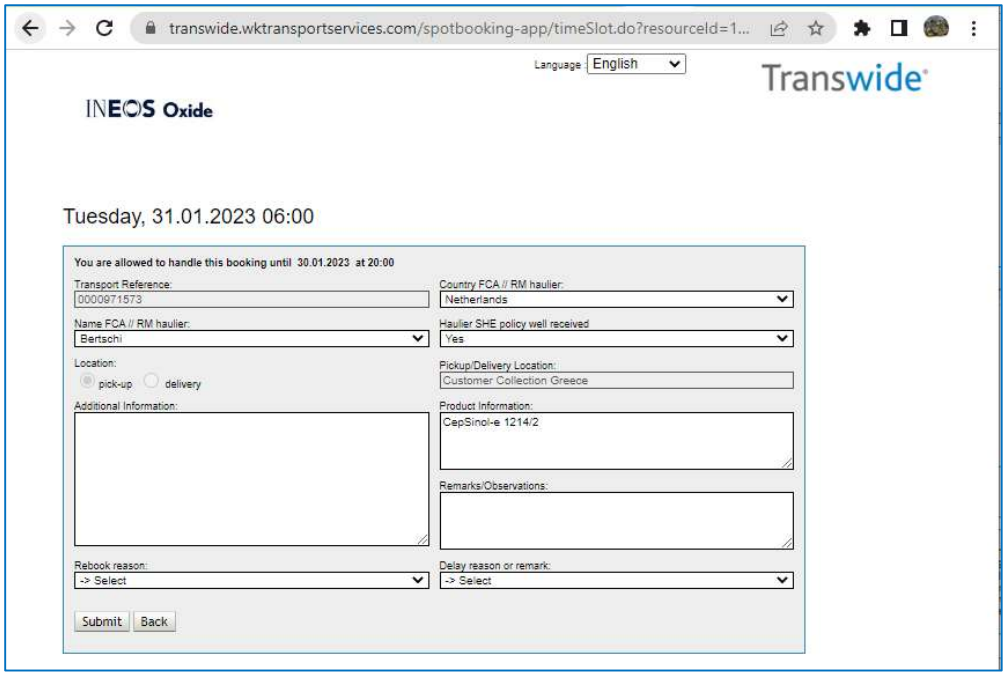

If all information is correct, you can click the “Submit” button and your timeslot will be confirmed.

16.2 DPG-F and MPG-USP proof of previous cargo templates

See documents on next pages.

INEOS Oxide

Vorproduktbescheinigung/previous load DPG-F

Referenz/order number:	
Ladedatum/loading date:	
Transportnummer/transport number	
Containernummer/Container ID	
Kennzeichen Auflieger/ID Tank	
Verwendungszweck/end use of product	

	Datum/date	Transportnummer / order number	Vorprodukt / previous load	
Kammer1 /containment1				
Kammer2 /containment2				
Kammer3 /containment3				
Kammer4 /containment4				
Kammer5 /containment5				
Jede Kammer muss über eine separate Ausgangsleitung verfügen um diese einzeln zu kontrollieren/beproben. Each containment must be equipped with a separate bottom line so controlling and sampling can be done separately.				
Reinigung EFTCO Code F muss separat vorgelegt werden. Cleaning EFTCO Code F must be shown separately.				

Unterschrift/ signature	
Adresse/ adress	Stempel / stamp

INEOS Oxide

Vorproduktbescheinigung/previous load MPG-USP

Referenz/order number:	
Ladedatum/loading date:	
Transportnummer/transport number	
Containernummer/Container ID	
Kennzeichen Auflieger/ID Tank	
Verwendungszeck/end use of product	

	Datum/date	Transportnummer / order number	**1.** Vorprodukt / first previous load	**2.** Vorprodukt / second previous load	**3.** Vorprodukt / third previous load
Kammer1 /containment1					
Kammer2 /containment2					
Kammer3 /containment3					
Kammer4 /containment4					
Kammer5 /containment5					
Jede Kammer muss über eine separate Ausgangsleitung verfügen um diese einzeln zu kontrollieren/beproben. Each containment must be equipped with a separate bottom line so controlling and sampling can be done separately.					
Reinigung EFTCO Code F muss separat vorgelegt werden. Cleaning EFTCO Code F must be shown separately.					
Tankzug/Container ist für Lebensmitteltransporte geeignet und gekennzeichnet. Tank/Tank container is only used for foodstuff and labeled accordingly (= "Nur für Lebensmittel" / "Only Foodstuff"					

Unterschrift/ signature	
Adresse/ adress	Stempel / stamp